



ENERGY STAR[®]

Tools & Resources for Local Governments

**Florida Local Government Climate Protection Summit
ICLEI Local Governments for Sustainability**



March 27, 2008

Presentation Outline



- Program & Information Resources
- Tool Resources
- Overview of Portfolio Manager
- Benchmarking Stories
- The Southeast Rebuild Collaborative

*Be a Leader –
Change Our Environment for the Better*



U.S. EPA's ENERGY STAR®

The U.S. Environmental Protection Agency (EPA) can help with buildings and plants to:

- Reduce energy waste
- Reduce GHG emissions
- Protect the environment

Find Portfolio Manager



ENERGY STAR

About ENERGY STAR News Room FAQs

Search Go

PROTECT OUR ENVIRONMENT FOR FUTURE GENERATIONS
U.S. Environmental Protection Agency • U.S. Department of Energy

▶ **PRODUCTS**

Explore Products >

- Appliances
- Heating & Cooling
- Home Electronics
- Lighting
- Office Equipment
- Store Locator
- Rebate Finder

▶ **HOME IMPROVEMENT**

Improve Your Home With ENERGY STAR

Explore Home Improvement >

- Common Home Problems
- Home Energy Yardstick
- Home Energy Audits
- Air Seal & Insulate
- Heat & Cool Efficiently
- Home Performance with ENERGY STAR
- For Contractors

▶ **PARTNER RESOURCES**

Partners Home

- Join ENERGY STAR
- Manufacturers
- Retailers
- Utilities/Energy Efficiency Program Sponsors
- Builders, Lenders, Raters
- Home Performance Sponsors
- Energy Service & Product Providers

▶ **BUILDINGS & PLANTS**

Take the ENERGY STAR CHALLENGE!

Explore Buildings & Plants >

- Guidelines for Energy Management
- Tools & Resources Library
- Expert Help
- New Building Design
- Green Buildings

▶ **NEW HOMES**

Learn about ENERGY STAR QUALIFIED NEW HOMES

Explore Qualified New Homes >

- New Homes Partner Locator
- About Qualified New Homes
- Home Features
- Benefits for Homeowners
- For Residential Building Professionals

My Account Login

Username:

Password:

[Forgot password?](#)

[Looking for Portfolio Manager?](#)

Go to: www.energystar.gov

Find Portfolio Manager



About ENERGY STAR News Room FAQs

Search Go

ENERGY STAR

PROTECT OUR ENVIRONMENT FOR FUTURE GENERATIONS
U.S. Environmental Protection Agency • U.S. Department of Energy

▶ **PRODUCTS**

Explore Products >

- Appliances
- Heating & Cooling
- Home Electronics
- Lighting
- Office Equipment
- Store Locator
- Rebate Finder

▶ **HOME IMPROVEMENT**

Improve Your Home With ENERGY STAR

Explore Home Improvement >

- Common Home Problems
- Home Energy Yardstick
- Home Energy Audits
- Air Seal & Insulate
- Heat & Cool Efficiently
- Home Performance with ENERGY STAR
- For Contractors

▶ **PARTNER RESOURCES**

Partners Home

- Join ENERGY STAR
- Manufacturers
- Retailers
- Utilities/Energy Efficiency Program Sponsors
- Builders, Lenders, Rates
- Home Performance Sponsors
- Energy Service & Product Providers

▶ **BUILDINGS & PLANTS**

Explore Buildings & Plants >

- Guidelines for Energy Management
- Tools & Resources Library
- Expert Help
- New Building Design
- Green Buildings

▶ **NEW HOMES**

Learn about ENERGY STAR QUALIFIED NEW HOMES

Explore Qualified New Homes >

- New Homes Partner Locator
- About Qualified New Homes
- Home Features
- Benefits for Homeowners
- For Residential Building Professionals

My Account Login

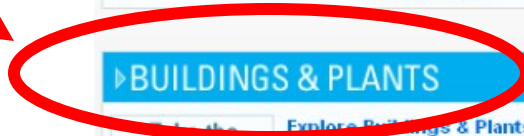
Username:

Password:

[Forgot password?](#)

[Looking for Portfolio Manager?](#)

Click On



Go to: www.energystar.gov

Overview of Resources



Program Management Resources

- [ENERGY STAR Partner](#)
- [Local Governments Challenge](#)
- [Change a Light, Change the World](#)
- [Energy Management Guidelines](#)
- [Recognition Programs](#)

Local Governments Challenge



[About ENERGY STAR](#) - [News Room](#) - [FAQs](#) - [KIDS](#)

Search [Go](#)

- [Products](#)
- [Home Improvement](#)
- [New Homes](#)
- [Buildings & Plants](#)
- [Partner Resources](#)

Buildings & Plants

- [Guidelines for Energy Management](#)
- [Tools & Resources Library](#)
- [Expert Help](#)
- [Commercial Building Design](#)
- [Green Buildings](#)
- Getting Started for...**
 - [Commercial Real Estate](#)
 - [Corporate Real Estate](#)
 - [Government](#)
 - [Healthcare](#)

[Home](#) > [Buildings & Plants](#) > [The ENERGY STAR Challenge](#) > [Learn About the Challenge](#)

The ENERGY STAR Challenge

Learn About the ENERGY STAR Challenge

We're already saving billions of dollars a year with strategic energy efficiency practices that reduce operating costs and greenhouse gas emissions without tradeoffs in performance or quality. But we're on a journey of continuous improvement — we can do more.



- [Learn About the Challenge](#)
- [Take the ENERGY STAR Challenge](#)
- [Use the Challenge Toolkit](#)

The ENERGY STAR Challenge

Overview of Resources



Tool Resources

- [Challenge Tool Kit](#)
- [Target Finder](#)
- [Cash Flow Opportunity \(CFO\) Calculator](#)
- [Portfolio Manager](#)
- [Other tools](#)

Target Finder



Target Finder is a tool used in designing new commercial buildings.

- Determine rating, percent energy reduction, percent CO₂ reduction corresponding to estimated energy use
- Determine energy use intensity (kBtu/sf) corresponding to target
- Obtain EPA recognition (≥ 75) – ENERGY STAR Label
- Serves as a metric for AIA 2010, 2030 Challenge, and USGBC LEED Rating System

[Target Finder](#)

CFO Calculator



The CFO Calculator is used by decision makers to determine the level of investment for energy efficiency retrofit projects.

- How much new equipment can be purchased from savings?
- Finance now or wait for a future budget?
- How much is lost by waiting?

[CFO Calculator](#)

If you can measure, you can manage!

- Manage Energy and Water Consumption for All Buildings
- Rate Your Energy Performance (weather normalized, National level system) from **1 to 100**
- Set Investment Priorities
- Verify and Track

[Portfolio Manager Login Page](#)

Need for a Rating System for Buildings



Compare this vehicle to others in the FREE FUEL ECONOMY GUIDE available at the dealer.

CITY MPG	Fuel Economy Information	HIGHWAY MPG
60		51

2004 PRIUS 4-CYL. 1.8 LITER I44P VVT-i 5-SPEED MANUAL AUTOMATIC VARIABLE GEAR RATIO TRANSMISSION

Estimated Annual Fuel Cost: \$ 393

see www.fueleconomy.gov

Fuel Efficiency
MPG

Is 60 MPG high or low for an automobile?

Is 80 kBtu/SF/YR high or low for a building?

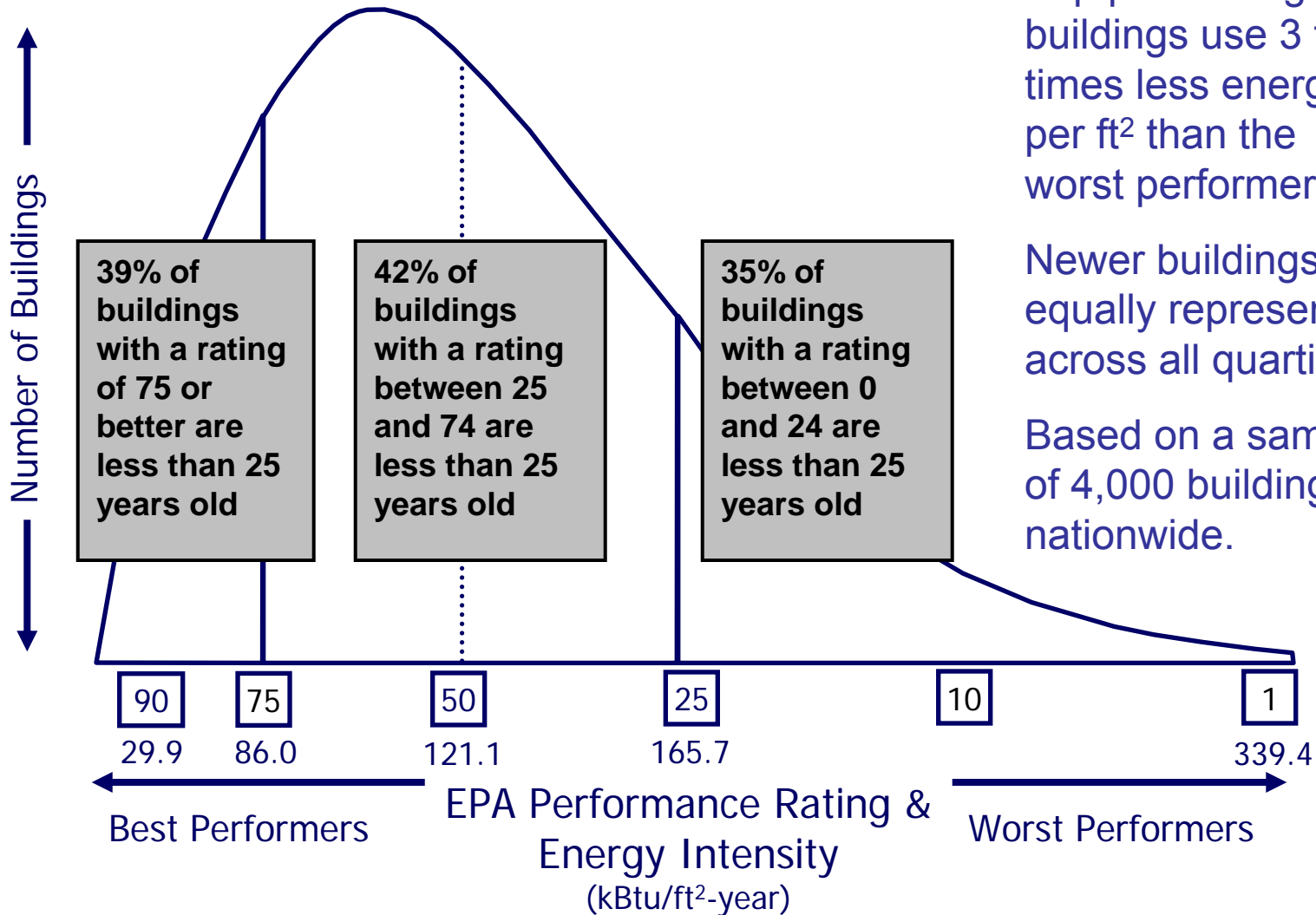
Statement of Energy Performance

EPA Rating

STATEMENT OF ENERGY PERFORMANCE																		
Margrave High School			Date SEP Completed March 20, 2004															
Building ID: 152715 For 12-month Period Ending January 31, 2004																		
Margrave High School 2500 Hwy 26 Emporium VA 23929 Quick Building Area: 331,268 SF Year Built: 1983		Owner: Colonial Group Contact: John Doe 1001 South West Main Drive Suite 200 Arlington VA 22209 (703) 281-0800																
Facility Space Use Summary <table border="1"> <thead> <tr> <th>Space Type</th> <th>Area(SF)</th> <th>Number of Students</th> <th>Number of PCs</th> <th>Cooling Percent</th> </tr> </thead> <tbody> <tr> <td>Computer Data Center</td> <td>138</td> <td>N/A</td> <td>N/A</td> <td>N/A</td> </tr> <tr> <td>K-12 Schools</td> <td>283,221</td> <td>1,271</td> <td>420</td> <td>100</td> </tr> </tbody> </table>				Space Type	Area(SF)	Number of Students	Number of PCs	Cooling Percent	Computer Data Center	138	N/A	N/A	N/A	K-12 Schools	283,221	1,271	420	100
Space Type	Area(SF)	Number of Students	Number of PCs	Cooling Percent														
Computer Data Center	138	N/A	N/A	N/A														
K-12 Schools	283,221	1,271	420	100														
Site Energy Use Summary Electricity (kBtu): 6,648,801 Propane (kBtu): 326,410 Natural Gas (kBtu): 0 Total Energy (kBtu): 6,975,208		Professional Verification John Doe 1001 South West Main Drive Suite 200 Arlington VA 22209 (703) 281-0800 Licensed Number: 123456789 State: VA																
Results Energy Performance Rating (EPA): 54																		
Energy Intensity* Site (kBtu/SF/yr): 17 Source (kBtu/SF/yr): 49.4																		
Emissions CO ₂ (1000 lbs/yr): 6,791 SO ₂ (1000 lbs/yr): 766 NO _x (1000 lbs/yr): 21		Indoor Environmental Criteria* Indoor air pollution controlled? Yes Adequate ventilation provided? Yes Thermal conditions met? Yes Adequate illumination provided? Yes																
Energy Cost Cost (\$/yr): \$264,406 Intensity (\$/SF/yr): \$0.72		Footnotes *EPA 1000 lbs/yr is the maximum reported weight for uncontrolled lighting in EPC-1000 (2004). **Energy performance is in kBtu only. Building ID: 152715; version: energy-2004-046; Standard: © 1999 for National Institute of Standards and Technology; and ENERGY STAR is a national and approved trademark of the U.S. Environmental Protection Agency. Tracking Number: SEP2004030001004542																



Energy Performance Gap



Top performing buildings use 3 to 4 times less energy per ft² than the worst performers.

Newer buildings are equally represented across all quartiles.

Based on a sample of 4,000 buildings nationwide.

Before You Start



Collect Required Information

- **Building Identifiers**
Name, street address, zip code for weather normalization
- **Space Type Data**
Square footage, hours of operation, # occupants, # of PC's
- **Energy Use**
 - Bldg specific energy consumption for all purchased energy
 - At least 12 consecutive months for each source

Find Portfolio Manager



[About ENERGY STAR](#) [News Room](#) [FAQs](#)

Search [Go](#)



SUPERIOR ENERGY MANAGEMENT CREATES ENVIRONMENTAL LEADERS

U.S. Environmental Protection Agency

[Products](#)

[Home Improvement](#)

[New Homes](#)

[Buildings & Plants](#)

[Partner Resources](#)

Buildings & Plants

[Guidelines for Energy Management](#)

[Tools & Resources Library](#)

[Expert Help](#)

[New Building Design](#)

[Green Buildings](#)

Getting Started for...

[Commercial Real Estate](#)

[Corporate Real Estate](#)

[Government](#)

[Healthcare](#)

[Higher Education](#)

[Hospitality](#)

[Industrial](#)

[K-12](#)

[Retail](#)

[Small Business](#)

[Home](#) > [Buildings & Plants](#)



Buildings & Plants

Improving the energy performance of buildings and plants requires managing energy strategically across the entire organization. EPA provides strategies, tools, professional assistance, and recognition opportunities to help you meet your goals and contribute to ENERGY STAR's nationwide challenge to improve the energy efficiency of facilities by 10 percent or more!

Strategy

[Guidelines for Energy Management](#)

Get started by applying our proven strategy to set performance goals, create and implement action plans, assess performance and progress, and recognize your organization's achievements.

[New Building Design](#)

Make energy performance a priority in your next building's design. Use [Target Finder](#) to set your energy performance target.

[Green Buildings and Energy Efficiency](#)

Make sure your buildings deliver environmental and financial results.



Quick Finder

[Portfolio Manager Login](#)

[Target Finder](#)

[ENERGY STAR Challenge](#)

[ENERGY STAR Leaders](#)

[Earn the ENERGY STAR](#)

[Purchasing & Procurement](#)

[Service Providers Directory](#)

[Find Labeled Buildings](#)

[Communications Materials](#)

[Online Training](#)

The Buildings and Plants Page

Find Portfolio Manager



Click on:
“Portfolio
Manager”

The screenshot shows the ENERGY STAR website interface. At the top, there is a navigation bar with links for 'About ENERGY STAR', 'News Room', and 'FAQs'. A search bar is located on the right. Below the navigation bar is a main banner for 'SUPERIOR ENERGY MANAGEMENT CREATES ENVIRONMENTAL LEADERS' by the U.S. Environmental Protection Agency. A secondary navigation bar contains buttons for 'Products', 'Home Improvement', 'New Homes', 'Buildings & Plants', and 'Partner Resources'. The 'Buildings & Plants' section is active, showing a sidebar with categories like 'Guidelines for Energy Management', 'Tools & Resources Library', and 'Expert Help'. The main content area features a 'Buildings & Plants' header, a 'Strategy' section with a 'Guidelines for Energy Management' link, and a 'Tools' section with a 'Tools & Resources Library' link. A 'Quick Finder' sidebar on the right contains a 'Portfolio Manager Login' link circled in red. Another red circle highlights the 'Portfolio Manager' link within the 'Tools & Resources Library' section. Two red arrows originate from the text 'Click on: “Portfolio Manager”' and point to these two circled links.

Portfolio Manager Log In



PORTFOLIO MANAGER

EPA's system for helping you track and improve energy efficiency across your entire portfolio of buildings.



FREQUENTLY ASKED QUESTIONS



CONTACT US



HELP

WHAT'S NEW IN PORTFOLIO MANAGER

ENERGY STAR Labeled Building Press Release Announcement [Learn More](#)

Water Treatment and Distribution Facilities

The EPA is pleased to announce the addition of Water Treatment and Distribution Facilities to Portfolio Manager. [Learn More](#)

Portfolio Manager Enhancements (Spaces Not Eligible to Receive a Rating)

Portfolio Manager now provides users the ability to manage buildings that are eligible to receive a rating as well as those that are not – all within the same online platform. [Learn More](#)

Username:

[Forgot your username?](#)

Password:

[Forgot Your Password?](#)

New User? [Register](#)

About Portfolio Manager

- [Learn](#) what Portfolio Manager can do for your organization
- [Take](#) the Portfolio Manager Tour
- [Explore](#) some Frequently Asked Questions about our October 1, 2007 Updates
- [Train](#) on how to use Portfolio Manager
- [Review](#) eligibility requirements to benchmark your facility
- [Import](#) facility data

Success through ENERGY STAR

- [Learn](#) about ENERGY STAR Leaders that have improved organization-wide
- [Take](#) the ENERGY STAR Challenge – improve your buildings' energy efficiency by 10%
- [Find](#) buildings that have earned the ENERGY STAR

ENERGY STAR Labeled Buildings



Ada County Courthouse & Administration

Bldg

200 W Front Street
Boise, ID 83702

[Read Profile](#)

Portfolio Manager Login Page

Portfolio Manager Log In



PORTFOLIO MANAGER
EPA's system for helping you track and improve energy efficiency across your entire portfolio of buildings.

FAQ FREQUENTLY ASKED QUESTIONS CONTACT US HELP

WHAT'S NEW IN PORTFOLIO MANAGER

ENERGY STAR Labeled Building Press Release Announcement [Learn More](#)

Water Treatment and Distribution Facilities
The EPA is pleased to announce the addition of Water Treatment and Distribution Facilities to Portfolio Manager. [Learn More](#)

Portfolio Manager Enhancements (Spaces Not Eligible to Receive a Rating)
Portfolio Manager now provides users the ability to manage buildings that are eligible to receive a rating as well as those that are not – all within the same online platform. [Learn More](#)

Username:
[Forgot your username?](#)

Password:
[Forgot Your Password?](#)

New User? [Register](#)


About Portfolio Manager

- [Learn](#) what Portfolio Manager can do for your organization
- [Take](#) the Portfolio Manager Tour
- [Explore](#) some Frequently Asked Questions about our October 1, 2007 Updates
- [Train](#) on how to use Portfolio Manager
- [Review](#) eligibility requirements to benchmark your facility
- [Import](#) facility data

Success through ENERGY STAR

- [Learn](#) about ENERGY STAR Leaders that have improved organization-wide
- [Take](#) the ENERGY STAR Challenge – improve your buildings' energy efficiency by 10%
- [Find](#) buildings that have earned the ENERGY STAR

ENERGY STAR Labeled Buildings



Ada County Courthouse & Administration Bldg
200 W Front Street
Boise, ID 83702
[Read Profile](#)

**Click on:
"Register"**

Portfolio Manager Login Page

A Simple Process



- 1. Establish an account**
- 2. Add a Property (Facility)**
- 3. Add a Space**
- 4. Add a Meter and at least 12 months of consumption data**

Portfolio Manager View



Portfolio Averages	
Baseline Rating: 39 Facilities Included: 250	Current Rating: 38 Facilities Included: 251
Portfolio Adjusted Percent Energy Reduction: No Reduction Facilities Included: 250	
Averages are weighted by Total Floor Space. More about Baselines More about Adjusted Percent Energy Reduction	

[Add](#) a Property

Work with Facilities

- [Import](#) Facility Data Using Templates
- [Update](#) Multiple Meters
- [Share](#) Facilities
- [Request](#) Energy Performance Report

Apply for Recognition

- [Apply](#) for the ENERGY STAR
- [ENERGY STAR Leaders](#)

You can create different reports (views).



GROUP: All Facilities |

VIEW: Performance: Environmental | |

[Download](#) in Excel

Search Facility Name:

Results 1 - 50 of 252 [Next](#)

All # [A](#) [B](#) [C](#) [D](#) [E](#) [F](#) [G](#) [H](#) [I](#) [J](#) [K](#) [L](#) [M](#) [N](#) [O](#) [P](#) [Q](#) [R](#) [S](#) [T](#) [U](#) [V](#) [W](#) [X](#) [Y](#) [Z](#)

Facility Name <input checked="" type="checkbox"/>	Current Rating (1-100) <input type="button" value="i"/>	Current Source Energy Intensity (kBtu/Sq. Ft.) <input type="button" value="i"/>	Baseline Rating (1-100) (kBtu/Sq. Ft.) <input type="button" value="i"/>	Baseline Source Energy Intensity (kBtu/Sq. Ft.) <input type="button" value="i"/>	Adjusted Percent Energy Reduction <input type="button" value="i"/>	CO2 Reduced (pounds) <input type="button" value="i"/>
Office Bldg 201	43	183.7	38	190.8	3.9%	136,673.37
Rutherford Bldg 347	61	150.8	30	194.4	22.9%	1,191,794.86
Administration Bldg 11	8	284.6	8	284.8	1.0%	7,133.82

Portfolio Manager View



Portfolio Averages	
Baseline Rating: 39 Facilities Included: 250	Current Rating: 38 Facilities Included: 251
Portfolio Adjusted Percent Energy Reduction: No Reduction Facilities Included: 250	
Averages are weighted by Total Floor Space. More about Baselines More about Adjusted Percent Energy Reduction	

[Add](#) a Property

Work with Facilities

- [Import](#) Facility Data Using Templates
- [Update](#) Multiple Meters
- [Share](#) Facilities
- [Request](#) Energy Performance Report

Apply for Recognition

- [Apply](#) for the ENERGY STAR
- [ENERGY STAR Leaders](#)

You can create different reports (views).



GROUP: All Facilities |

VIEW: Performance: Environmental | |

[Download](#) in Excel

Search Facility Name:

Results 1 - 50 of 252 [Next](#)

All # [A](#) [B](#) [C](#) [D](#) [E](#) [F](#) [G](#) [H](#) [I](#) [J](#) [K](#) [L](#) [M](#) [N](#) [O](#) [P](#) [Q](#) [R](#) [S](#) [T](#) [U](#) [V](#) [W](#) [X](#) [Y](#) [Z](#)

Facility Name <input checked="" type="checkbox"/>	Current Rating (1-100) <input type="button" value="i"/>	Current Source Energy Intensity (kBtu/Sq. Ft.) <input type="button" value="i"/>	Baseline Rating (1-100) (kBtu/Sq. Ft.) <input type="button" value="i"/>	Baseline Source Energy Intensity (kBtu/Sq. Ft.) <input type="button" value="i"/>	Adjusted Percent Energy Reduction <input type="button" value="i"/>	CO2 Reduced (pounds) <input type="button" value="i"/>
Office Bldg 201	43	183.7	38	190.8	3.9%	136,673.37
Rutherford Bldg 347	61	150.8	30	194.4	22.9%	1,191,794.86
Administration Bldg 11	8	284.6	8	284.8	1.0%	7,133.82

Portfolio Manager View



Portfolio Averages	
Baseline Rating: 39 Facilities Included: 250	Current Rating: 38 Facilities Included: 251
Portfolio Adjusted Percent Energy Reduction: No Reduction Facilities Included: 250	
Averages are weighted by Total Floor Space. More about Baselines More about Adjusted Percent Energy Reduction	

[Add](#) a Property

Work with Facilities

- [Import](#) Facility Data Using Templates
- [Update](#) Multiple Meters
- [Share](#) Facilities
- [Request](#) Energy Performance Report

Apply for Recognition

- [Apply](#) for the ENERGY STAR
- [ENERGY STAR Leaders](#)

GROUP: [Create Group](#) | [View All](#) VIEW: [Create View](#) | [Edit View](#) | [View All](#)

[Download](#) in Excel

Search Facility Name:

Results 1 - 50 of 252 [Next](#)

All # [A](#) [B](#) [C](#) [D](#) [E](#) [F](#) [G](#) [H](#) [I](#) [J](#) [K](#) [L](#) [M](#) [N](#) [O](#) [P](#) [Q](#) [R](#) [S](#) [T](#) [U](#) [V](#) [W](#) [X](#) [Y](#) [Z](#)

Facility Name <input checked="" type="checkbox"/>	Current Rating (1-100) <input type="button" value="i"/>	Current Source Energy Intensity (kBtu/Sq. Ft.) <input type="button" value="i"/>	Baseline Rating (1-100) (kBtu/Sq. Ft.) <input type="button" value="i"/>	Baseline Source Energy Intensity (kBtu/Sq. Ft.) <input type="button" value="i"/>	Adjusted Percent Energy Reduction <input type="button" value="i"/>	CO2 Reduced (pounds) <input type="button" value="i"/>
Office Bldg 201	43	183.7	38	190.8	3.9%	136,673.37
Rutherford Bldg 347	61	150.8	30	194.4	22.9%	1,191,794.86
Administration Bldg 11	8	284.6	8	284.8	1.0%	7,133.82

Portfolio Manager View



Portfolio Averages	
Baseline Rating: 39 Facilities Included: 250	Current Rating: 38 Facilities Included: 251
Portfolio Adjusted Percent Energy Reduction: No Reduction Facilities Included: 250	
Averages are weighted by Total Floor Space. More about Baselines More about Adjusted Percent Energy Reduction	

[Add](#) a Property

Work with Facilities

[Import](#) Facility Data Using Templates

[Update](#) Multiple Meters

[Share](#) Facilities

[Request](#) Energy Performance Report

Apply for Recognition

[Apply](#) for the ENERGY STAR

[ENERGY STAR Leaders](#)

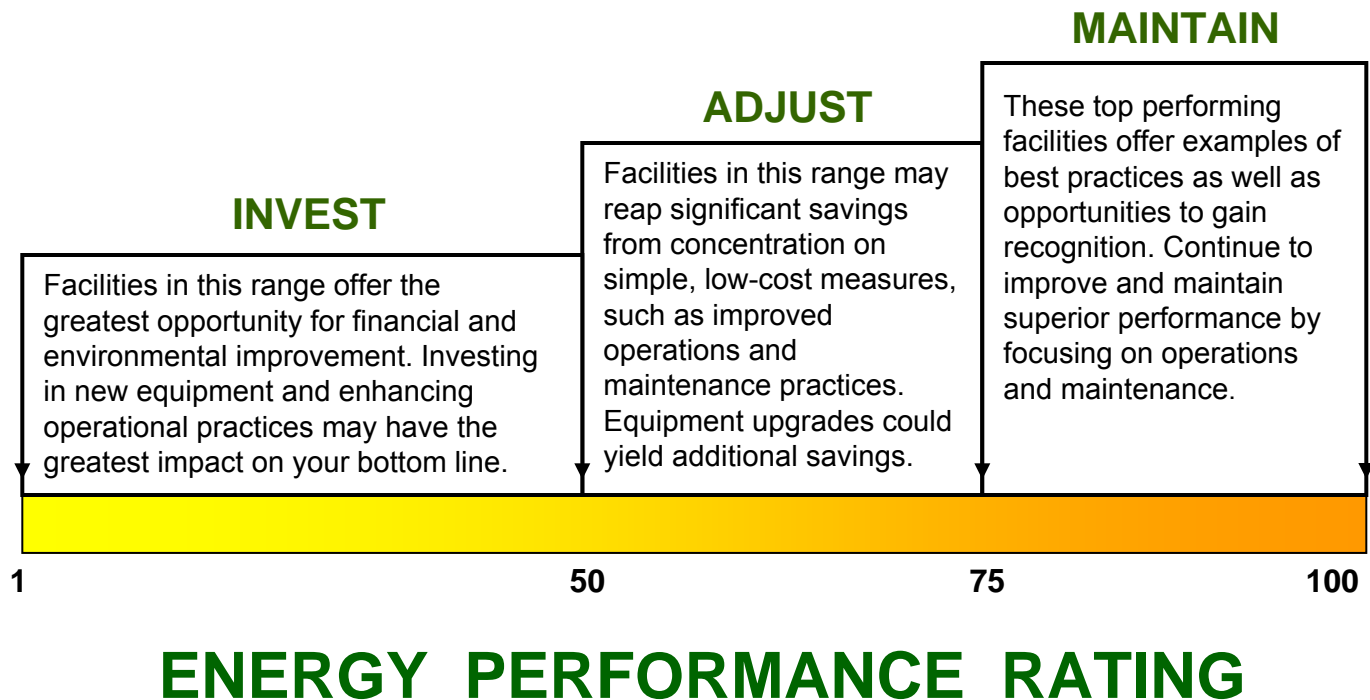
You can create different reports (views).

Facility Name	Current Rating (1-100)	Current Site Energy Intensity (kBtu/Sq. Ft.)	National Average Site EUI (kBtu/Sq. Ft.)	Total Energy Cost per Sq. Ft. (US Dollars (\$))	Annual Energy Cost (US Dollars (\$))	Total Floor Space (Sq. Ft.)
Office Bldg 201	43	56.7	53.8	\$1.66	\$263,708.06	181,809
Rutherford Bldg 347	61	45.2	50.4	\$1.41	\$363,457.74	258,529
Administration Bldg 11	8	87.8	48.8	\$2.40	\$653,168.06	297,677

Rating Interpretation



The guide below can help you interpret the scores and determine appropriate next steps.



Portfolio Manager



Other benefits:

- **Free online software**
- **Free training on how to use**
- **Free technical support for ENERGY STAR Partners**

Benchmarking Stories



- 1. Billing errors found**
- 2. Identification of energy “hogs”**
- 3. How to establish State-wide accounts**



What is the SRC?

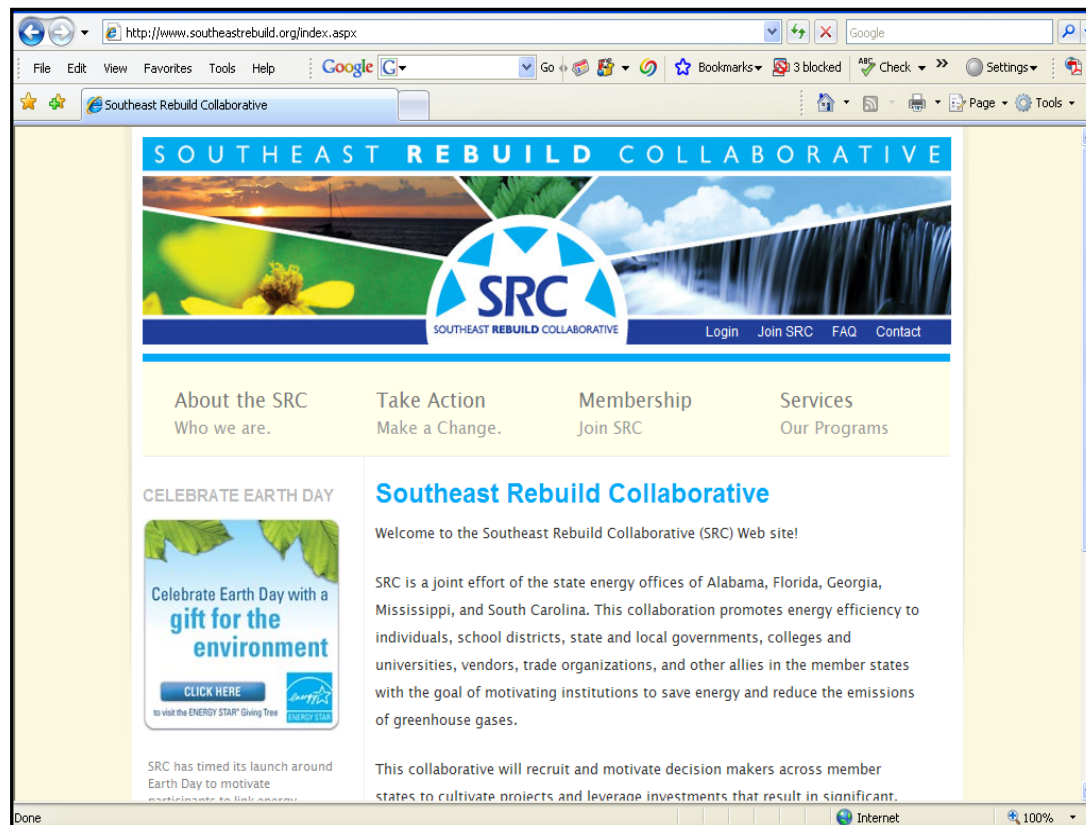
- A joint effort of the state energy offices of Alabama, Florida, Georgia, Mississippi, and South Carolina
- Promotes energy efficiency to:
 - Individuals
 - School districts
 - State and local governments
 - Colleges and universities
- Goal of motivating institutions to save energy and reduce greenhouse gas emissions

Southeast Rebuild Collaborative



The SRC Web Site

www.southeastrebuild.org



Closing Summary



- Program & Information Resources
- Tool Resources
- Overview of Portfolio Manager
- Benchmarking Stories
- The Southeast Rebuild Collaborative

Any Questions?



For more information about ENERGY STAR for K-12 Schools:

www.energystar.gov

buildings@energystar.gov

Katy Hatcher

U.S. EPA ENERGY STAR Public Sector, National Manager

hatcher.caterina@epa.gov

(202) 343-9676

The Cadmus Group, Inc. (EPA contractor)

Kudret Utebay

kutebay@cadmusgroup.com

(703) 247-6138

Rob Van Der Like

rvanderlike@cadmusgroup.com

(352) 694-2478